2021 (2022) I.C.T Marking Scheme

1 Marking instructions

උත්තරපත්‍ර ලකුණු කිරීමේ පොදු ශිල්පීය ක්‍රම

උත්තරපත්‍ර ලකුණු කිරීමේ හා ලකුණු ලැයිස්තුවල ලකුණු සටහන් කිරීමේ සම්මත ක්‍රමය අනුගමනය කිරීම අනිවාර්යයෙන් ම කළ යුතුවේ. ඒ සඳහා පහත පරිදි කටයුතු කරන්න.

1. උත්තරපත්‍ර ලකුණු කිරීමට රතුපාට බෝල් පොයින්ට් පෑනක් පාවිච්චි කරන්න.

2. සෑම උත්තරපත්‍රයකම මුල් පිටුවේ සහකාර පරීක්ෂක සංකේත අංකය සටහන් කරන්න. ඉලක්කම් ලිවීමේදී **පැහැදිලි ඉලක්කමෙන්** ලියන්න.

3. ඉලක්කම් ලිවීමේදී වැරදුණු අවස්ථාවක් වේ නම් එය පැහැදිලිව තනි ඉරකින් කපා හැර නැවත ලියා කෙටි අත්සන යොදන්න.

4. එක් එක් ප්‍රශ්නයේ අනු කොටස්වල පිළිතුරු සඳහා හිමි ලකුණු ඒ ඒ කොටස අවසානයේ △ ක් තුළ ලියා දක්වන්න. අවසාන ලකුණු ප්‍රශ්න අංකයත් සමඟ □ ක් තුළ, භාග සංඛ්‍යාවක් ලෙස ඇතුළත් කරන්න. ලකුණු සටහන් කිරීම සඳහා පරීක්ෂකවරයාගේ ප්‍රයෝජනය සඳහා ඇති තීරුව භාවිත කරන්න.

උදාහරණ : ප්‍රශ්න අංක 03

(i) ..... √ $\frac{4}{5}$

(ii) ..... √ $\frac{3}{5}$

(iii) ..... √ $\frac{3}{5}$

03 (i) $\frac{4}{5}$ + (ii) $\frac{3}{5}$ + (iii) $\frac{3}{5}$ = $\frac{10}{15}$

බහුවරණ උත්තරපත්‍ර : (කවුළු පත්‍රය)

1. අ.පො.ස. (උ.පෙළ) හා තොරතුරු තාක්ෂණ විභාගය සඳහා කවුළු පත්‍ර දෙපාර්තමේන්තුව මගින් සකසනු ලැබේ. නිවැරදි වරණ කපා ඉවත් කළ සහතික කරන ලද කවුළුපතක් ඔබ වෙත සපයනු ලැබේ. සහතික කළ කවුළු පත්‍රයක් භාවිත කිරීම පරීක්ෂකගේ වගකීම වේ.

2. අනතුරුව උත්තරපත්‍ර හොඳින් පරීක්ෂා කර බලන්න. කිසියම් ප්‍රශ්නයකට එක් පිළිතුරකට වඩා ලකුණු කර ඇත්නම් හෝ එකම පිළිතුරක්වත් ලකුණු කර නැත්නම් හෝ වරණ කැපී යන පරිදි ඉරක් අඳින්න. ඇතැම් විට අයදුම්කරුවන් විසින් මුලින් ලකුණු කර ඇති පිළිතුරක් මකා වෙනත් පිළිතුරක් ලකුණු කර තිබෙන්නට පුළුවන. එසේ මකන ලද අවස්ථාවකදී පැහැදිලිව මකා නොමැති නම් මකන ලද වරණය මත ද ඉරක් අඳින්න.

3. කවුළු පත්‍රය උත්තරපත්‍රය මත නිවැරදිව තබන්න. නිවැරදි පිළිතුර ✓ ලකුණකින් ද, වැරදි පිළිතුර 0 ලකුණකින් ද වරණ මත ලකුණු කරන්න. නිවැරදි පිළිතුරු සංඛ්‍යාව ඒ ඒ වරණ තීරයට පහළින් ලියා දක්වන්න. අනතුරුව එම සංඛ්‍යා එකතු කර මුළු නිවැරදි පිළිතුරු සංඛ්‍යාව අදාළ කොටුව තුළ ලියන්න.

ව්‍යුහගත රචනා හා රචනා උත්තරපත්‍ර :

1. අයදුම්කරුවන් විසින් උත්තරපත්‍රයේ හිස්ව තබා ඇති පිටු හරහා රේඛාවක් ඇඳ කපා හරින්න. වැරදි හෝ නුසුදුසු පිළිතුරු යටින් ඉරි අඳින්න. ලකුණු දිය හැකි ස්ථානවල හරි ලකුණු යෙදීමෙන් එය පෙන්වන්න.

2. ලකුණු සටහන් කිරීමේදී ඕවර්ලන්ඩ් කඩදාසියේ දකුණු පස තීරය යොදා ගත යුතු වේ.

3. සෑම ප්‍රශ්නයකටම දෙන මුළු ලකුණු උත්තරපත්‍රයේ මුල් පිටුවේ ඇති අදාළ කොටුව තුළ ප්‍රශ්න අංකය ඉදිරියෙන් අංක දෙකකින් ලියා දක්වන්න. ප්‍රශ්න පත්‍රයේ දී ඇති උපදෙස් අනුව ප්‍රශ්න තෝරා ගැනීම කළ යුතුවේ. සියලු ම උත්තර ලකුණු කර ලකුණු මුල් පිටුවේ සටහන් කරන්න. ප්‍රශ්න පත්‍රයේ දී ඇති උපදෙස්වලට පටහැනිව වැඩි ප්‍රශ්න ගණනකට පිළිතුරු ලියා ඇත්නම් අඩු ලකුණු සහිත පිළිතුරු කපා ඉවත් කරන්න.

4. පරීක්ෂාකාරීව මුළු ලකුණු ගණන එකතු කොට මුල් පිටුවේ නියමිත ස්ථානයේ ලියන්න. උත්තරපත්‍රයේ සෑම උත්තරයකටම දී ඇති ලකුණු ගණන උත්තරපත්‍රයේ පිටු පෙරළමින් නැවත එකතු කරන්න. එම ලකුණ ඔබ විසින් මුල් පිටුවේ එකතුව ලෙස සටහන් කර ඇති මුළු ලකුණට සමාන දැයි නැවත පරීක්ෂා කර බලන්න.

ලකුණු ලැයිස්තු සකස් කිරීම :

සියලු ම විෂයන්හි අවසාන ලකුණු ඇගයීම් මණ්ඩලය තුළදී ගණනය කරනු නොලැබේ. එබැවින් එක් එක් පත්‍රයට අදාළ අවසාන ලකුණු වෙන වෙනම ලකුණු ලැයිස්තුවලට ඇතුළත් කළ යුතු ය.
I පත්‍රය සඳහා බහුවරණ පිළිතුරු පත්‍රයක් පමණක් ඇති විට ලකුණු ලැයිස්තුවට ලකුණු ඇතුළත් කිරීමෙන් පසු අකුරෙන් ලියන්න. අනෙකුත් උත්තරපත්‍ර සඳහා විස්තර ලකුණු ඇතුළත් කරන්න.
51 චිත්‍ර විෂයයේ I, II හා III පත්‍රවලට අදාළ ලකුණු වෙන වෙනම ලකුණු ලැයිස්තුවල ඇතුළත් කර අකුරෙන් ද ලිවිය යුතු වේ.

***

3 Paper I answers

ශ්‍රී ලංකා විභාග දෙපාර්තමේන්තුව
இலங்கைப் பரீட்சைத் திணைக்களம்

අ.පො.ස. (උ.පෙළ) විභාගය/ க.பொ.த. (உயர் தர)ப் பரீட்சை - ~~2020~~ 2021

නව නිර්දේශය/ புதிய பாடத்திட்டம்

විෂයය අංකය / பாட இலக்கம் 20 **විෂයය / பாடம்** ICT

ලකුණු දීමේ පටිපාටිය/புள்ளி வழங்கும் திட்டம்
I පත්‍රය/பத்திரம் I

ප්‍රශ්න අංකය / வினா இல.	පිළිතුරු අංකය / விடை இல.	ප්‍රශ්න අංකය / வினா இல.	පිළිතුරු අංකය / விடை இல.	ප්‍රශ්න අංකය / வினா இல.	පිළිතුරු අංකය / விடை இல.	ප්‍රශ්න අංකය / வினா இல.	පිළිතුරු අංකය / விடை இல.	ප්‍රශ්න අංකය / வினா இல.	පිළිතුරු අංකය / விடை இல.
01.	3	11.	4	21.	2	31.	5	41.	2
02.	4	12.	4	22.	1	32.	5	42.	2
03.	4	13.	5	23.	5	33.	4	43.	4
04.	5	14.	1	24.	2	34.	3	44.	2
05.	4	15.	4	25.	2	35.	4	45.	4
06.	4	16.	3	26.	3	36.	3	46.	5
07.	4	17.	5	27.	4	37.	5	47.	5
08.	3	18.	5	28.	3	38.	5	48.	5
09.	2	19.	3	29.	1	39.	1	49.	4
10.	2	20.	5	30.	5	40	2	50	3

✪ **විශේෂ උපදෙස්/ விசேட அறிவுறுத்தல் :**

එක් පිළිතුරකට/ ஒரு சரியான விடைக்கு ලකුණු 01 **බැගින්/புள்ளி வீதம்**
මුළු ලකුණු/மொத்தப் புள்ளிகள் 1 × 50 = 50

5 Paper II mark scheme

Notes
1. Essential keywords sufficient for credit in some answers are underlined.
2. Acceptable alternatives for a given word or set of words are separated by slashes.
3. ←-- *A* indicates that any credit for the item should be given only if A is correct.
4. **Rounding off of 0.5 marks** should only be done to the **final total** for Paper II.

1. **(a)** **(i)** Underline parts containing errors. **[2]**

```
1.  <html>
2.  <body background-color="green">
3.  <h1> Welcome all of you to online ICT Seminar </h1>
4.  <a  url="#one"  >A/L Student Section</a>
5.  <p> O/L ICT is not available</a>
6.  <-- Section 1 -->
7.  <h4> A/L ICT  </h4>
8.  <hr><p>Good Morning</p></hr>
9.  <br> <p> This section is for students </p>
10. </body></html>
```

The above total mark is decided as follows:

2 marks for **4 or 5** places distinctly underlined
1 mark for maximum **1, 2 or 3** places distinctly underlined

NOTE:

- ▼ Deduct **1 mark** for one or more incorrect underlines.
- ▼ If everything is underlined, then **0 marks**.

(ii) Write relevant code lines to make A/L Student Section (line 4) a hyperlink to A/L ICT (line 7). **[1]**

0.5 marks for each:

```
Line 4: <a  href="#one"> A/L Student Section </a>
Line 7: <h4  id = "one">  A/L ICT  </h4>
```

Or

```
Line 7: <a id="one"><h4> A/L ICT  </h4></a>
```

Or

```
Line 7: <a name="one"><h4> A/L ICT  </h4></a>
```

NOTE: HTML 5 does not support it.
h4 tag can be written as the outer tag as well. i.e.,

```
Line 7: <h4> <a id="one"> A/L ICT  </a></h4>
```

NOTES:

★ Instead of "one", any other id (without spaces) can also be used on lines 4 and 7.

★ Quotes on lines 4 and 7 are essential.

★ Ignore space and case defects.

(b) (i) Write a suitable cascading style sheet. **[1]**

0.5 marks for each line:

```
.art {font-size: 14px; text-align: center;}
h1 {color: yellow;}
```

NOTES:

▼ "art" must be in lower case as in question.

▼ If written within the `<body> ... </body>` or `<head> ... </head>`, then do **NOT** give marks.

(ii) Write relevant HTML code lines to include style sheet to a web page. **[1]**

```
<head>
<link   rel="stylesheet" type="text/css"  href="neat.css">
</head>
```

NOTES:

★ "text/css" is optional.

▼ "stylesheet" has to be a single word.

(c) (i) Fill the blanks in the code. **[4]**

```
<html><body>
<h2>Chess Tournament</h2>
<dl>
  <dt>Category I <ul><li>Team A</li><li>Team C</li> </ul> </dt>
  <dt>Category II<dd>Team B</dd><dd>Team D</dd></dt>
</dl>
<h3>Registration Form</h3>
<form method="get">
   <fieldset>
          <label for="Team">Select the team:</label>
            <select name="team">
                <option value="a">Team A</option>
                <option value="b">Team B</option>
                <option value="c">Team C</option>
                <option value="d">Team D</option>
            </select><br><br>
         <label for="comment">Your Comments:</label>
         <textarea name="comment"  rows="3" cols="30"></textarea><br><br>
         <input type="checkbox"  name="food">
         <label for="fr">Food Required</label>
         <input type= "checkbox" name="accom">
         <label for="ar">Accommodation Required</label><br><br>
         <input  type="submit" value="Submit">
   </fieldset>
</form>
</body></html>
```

0.5 marks *allocated to each of the following:*

A: 2 dl tags
B: 2 ul tags
C: 4 dd tags
D: 2 fieldset tags (▼ "fieldset" has to be a word.)
E: 2 select tags
F: 2 textarea tags (▼ "textarea" has to be a word.)
G: 2 checkbox tags (▼ "checkbox" has to be a word.)
H: 1 input tag

NOTES:

★ Ignore case.

(ii) Write the relevant HTML code line to show "Team B" as the default selection. **[1]**

```
<option value="b" selected >Team B</option>
```

NOTES:

★ Ignore case in all **except** for "b".

2. **(a)** Write down the suitable cloud computing service type. **[3]**

1 mark for each:

```
(i) Platform as a Service / PaaS
(ii) Infrastructure as a Service / IaaS
(iii) Software as a Service / SaaS
```

NOTE:

★ Ignore case.

(b) Fill the blanks in the statements. **[2]**

0.5 marks for each:

```
(i) Encryption
(ii) Phishing
(iii) Software piracy
Copyright
```

NOTE:

★ Ignore case.

(c) Write **True**, **False** or **Cannot comment**. **[3]**

1 mark for each:

```
(technical feasibility) False
(operational feasibility) True
(organizational/institutional feasibility) Cannot comment
```

NOTE:

★ Ignore case.

(d) (i) E-Business selling foods: B2B, B2C or C2C? **[1]**

`B2C / Business to Consumer / Business to Customer`

NOTE:

▼ Upper case needed for the abbreviated answer (i.e., B2C)

★ Ignore case for the other answer (i.e., Business to Consumer)

(ii) What is the electronic payment service commonly called? **[1]**

`payment gateway`

NOTE:

★ Ignore case.

3. **(a)** Fill the four components in the flowchart. [4]

1 mark for each correct component.

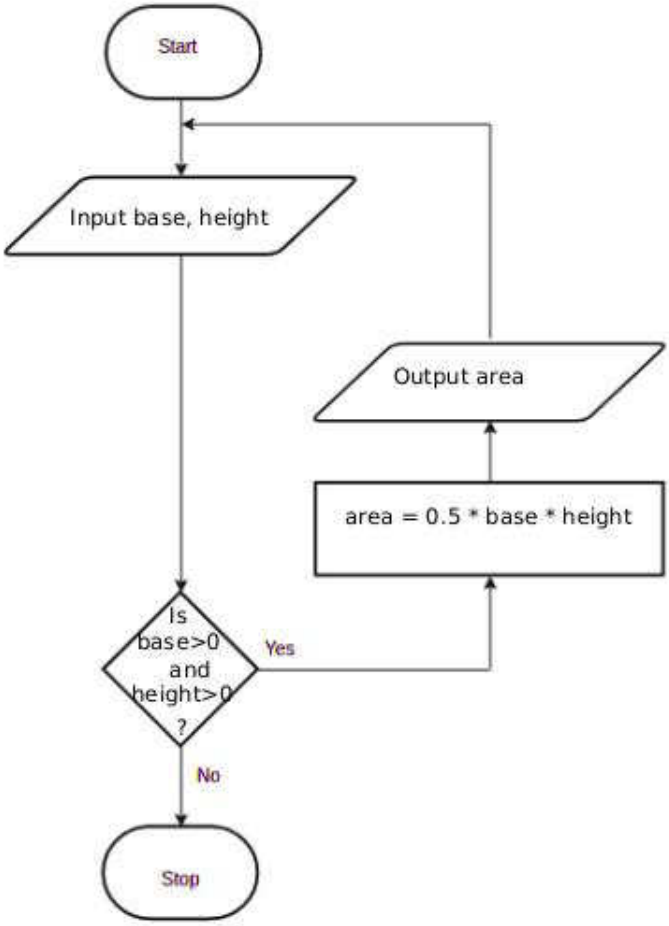

NOTES:

★ For "input": any other word that conveys the meaning is acceptable. e.g., *get, read*

★ For "output": any other word that conveys the meaning is acceptable. e.g., *display, print, show*

★ For condition: "is base and height > 0?" is also acceptable and "is", "?" are not essential.

★ For variable names: b/B,h/H acceptable. Other meaningful names are also acceptable. If any other *single letter* is used for a variable, then it has to be defined.

▼ For credit for the output component to be given, it has to indicate displaying whatever was computed in the computation block.

(b) Fill the four blanks in the factorial code. **[4]**

1 mark for each:

`num`
`num == 0`
`factorial = factorial*i` (correct indentation essential.)
`factorial`

NOTE:

★ "`factorial *= i`" is also acceptable for the third blank.

▼ Correct case essential.

(c) Write the output of the python program. **[2]**

```
2
3
5
```

The above total mark is decided as follows:

2 marks for the exact answer (with or without vertical alignment)
1 mark for either `2 3` or `2,3,5` or `2,3`

NOTES:

▼ Correct order important.

4. **(a)** Write down one functional requirement w.r.t. appointment scheduling. **[1]**

Any answer having the following meaning:

`For any given hour, no more than 20 patients should be scheduled.`

(b) Give one non-functional requirement w.r.t. the validity check. **[1]**

Any answer having the following meaning:

`The validity check should be done fast.`

(c) Write the suitable content numbers. **[7]**

`P - 8  Q - 9  R - 1  S - 7  T - 4`

`U - 2  V - 3  W - 5  X - 6`

The above total mark is decided as follows:

7 marks for all 9 labels correct
6 marks for maximum 8 labels correct
5 marks for maximum 7 labels correct
4 marks for maximum 5 or 6 labels correct
3 marks for maximum 4 labels correct
2 marks for maximum 3 labels correct
1 mark for maximum 1 or 2 labels correct

(d) Give one difference between white box and black box testing. **[1]**

Any **one** from the following:

White box	**Black box**
code remains visible to testers	code remains hidden from testers
a low-level testing that involves detailed testing of code	high-level testing that does not involve detailed program level testing
Generally done by developers	Generally done by independent testers/users
Design documents are usually used for testing	Specification document is required for testing
Tests the logic and implementation of software	Tests functionality of software
Programming knowledge and implementation details are required	Prior knowledge of programming is not required
Types of tests include path testing, control structure testing, loop testing, conditions testing	Types of tests: boundary value analysis, comparison tests etc
Generally tesing tools depend on programming language	Generally tesing tools are independent of programming language

NOTE:

▼ No partial marks. Comparison must involve both types.

5. **(a)** Show the complete truth table for the given circuit. **[2]**

A	B	C	X
0	0	0	0
0	0	1	0
0	1	0	0
0	1	1	0
1	0	0	1
1	0	1	0
1	1	0	1
1	1	1	1

The above total mark is decided as follows:

2 marks for all 8 rows correct
1.5 marks for maximum 5,6,7 rows correct
1 mark for maximum 3,4 rows correct
0.5 marks for maximum 1,2 rows correct

NOTE:

★ Having *Output* as the X column title is acceptable.

▼ If the *X* column is not labelled, or the label is different from *X* / *Output*, **reduce 1 mark** from the earned total.

(b) Complete the Karnaugh map according to the given format. **[4]**

0.5 marks for each correct cell:

C \ AB	00	01	11	10
0	0	0	1	1
1	0	0	1	0

(c) Using the K map, derive a simplified SOP expression for X. **[3]**

C \ AB	00	01	11	10
0	0	0	1	1
1	0	0	1	0

$X = AB + A\overline{C}$

Marks allocated as follows:

A: **2 marks** for marking the two loops on the correct Karnaugh map (**1 mark** for each)

B: **1 mark** for correct, simplified final SOP expression as $X = AB + A\overline{C}$ (←-- A)

NOTE:

★ For component **B**, the term **X** is not compulsory.

(d) Using the K map, derive a simplified POS expression for X. **[3]**

C \ AB	00	01	11	10
0	0	0	1	1
1	0	0	1	0

$X = A(B + \overline{C})$

Marks allocated as follows:

A: **2 marks** for marking the two loops on the correct Karnaugh map (**1 mark** for each)

B: **1 mark** for correct, simplified final POS expression as $X = A(B + \overline{C})$ (←-- A)

NOTE:

★ For component **B**, the term **X** is not compulsory.

(e) Out of the two expressions which one is better to implement a more simplified logic circuit than the given logic circuit? Explain. **[3]**

The POS, $X = A(B + \overline{C})$, is better than the SOP, $X = AB + A\overline{C}$.

Explanation:

With POS, we can implement a simpler logic circuit with one OR gate, one AND gate and one NOT gate (only three gates) whereas the SOP leads to a logic circuit with two AND gates, one OR gate and one NOT gate (four gates).

Marks allocated as follows:

A: **1 mark** for correctly identifying that the POS is better than the SOP (←-- correct SOP and POS expressions for 5(c) and 5(d))

B: **2 marks** for correct explanation on why the POS is better than the SOP given as follows: (←-- A)

1 mark: POS has fewer (3) literals and leads to a logic circuit with 3 gates

1 mark: SOP has more (4) literals and leads to a logic circuit with 4 gates

or alternatively:

B: **2 marks** for correctly showing the two correct circuit diagrams and identifying the better one **or** for indicating generally that POS results in a circuit that has fewer gates when compared to the circuit resulting from SOP (←-- A)

Important: Note the dependency in marking component **A**. This basically means **not** to give credit for part **(d)** if the student is not basing his/her argument using the expressions $X = AB + A\overline{C}$ and $X = A(B + \overline{C})$.

6. **(a)** Explain how the odd parity check could be used to detect any error in the transmission of 1010110. **[2]**

Marks allocated as follows:

A: **1 mark** for `adding 1 as the parity bit`
B: **1 mark** for `receiver has to get the total number of bits odd; if not error`

NOTE:

★ Ignore the position where the parity bit is added.

(b) Fill the empty entries in the IP address table. **[6]**

0.5 marks for each correct cell.

Division/ Unit	Network ID	Broadcast ID	Subnet Mask	No. of Nodes	Usable IP Address Range
Marketing	192.174.19.0	192.174.19.63	255.255.255.192	64	192.174.19.1-192.174.19.62
Stores	192.174.19.64	192.174.19.79	255.255.255.240	16	192.174.19.65-192.174.19.78
Supplies	192.174.19.96	192.174.19.111	255.255.255.240	16	192.174.19.97-192.174.19.110
Operations		192.174.19.159		32	

IMPORTANT: **Any** or **no** answer to the three cells on the last row (Operations) is considered acceptable.

(c) **(i)** Which network topology will you suggest for Mohan? **[1]**

`ring`

or alternatively

`mesh`

NOTE: `mesh` is acceptable as an answer. But may not be very beneficial due to extra interconnections needed, performance degradation and inadequate user requirement to go for a mesh.

(ii) Draw the logical arrangement of the network. **[2]**

Ring:

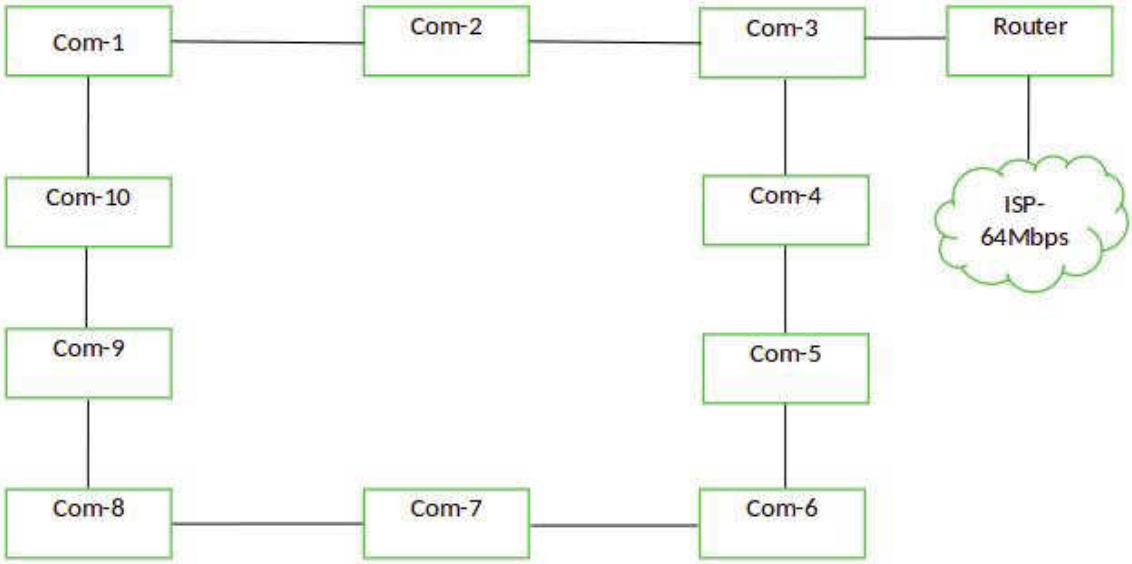

[if the student has chosen a mesh:]

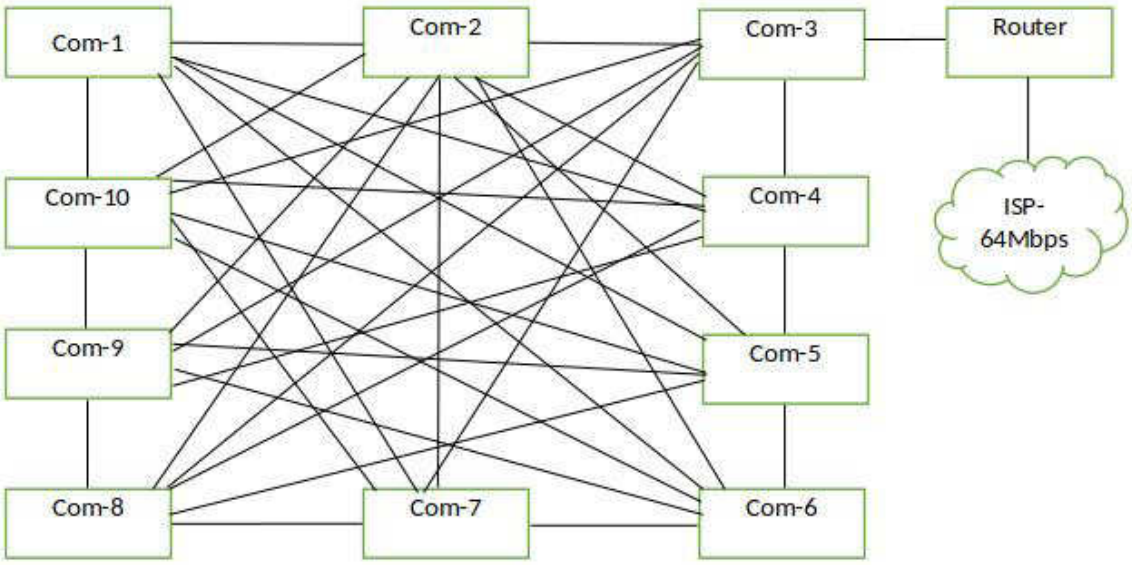

1 mark for each:

A: 10 computers properly connected to Router /
10 computers properly connected to Router along with a firewall and/or proxy
(←-- topology chosen is either **ring** or **mesh**)
B: Router connected to Internet connection

NOTES:

★ The following symbols are also accepted for this part and for part (v):

Router	Firewall

★ Instead of "ISP", "Internet" is also acceptable.

(iii) Technical suggestion to improve connection speeds for clients. **[1]**

Add a Proxy Server

(iv) Mechanism to protect the network by filtering the communication traffic **[1]**

Have a firewall

(v) Include the solutions for (iii) and (iv) in the logical network arrangement. **[2]**

Ring:

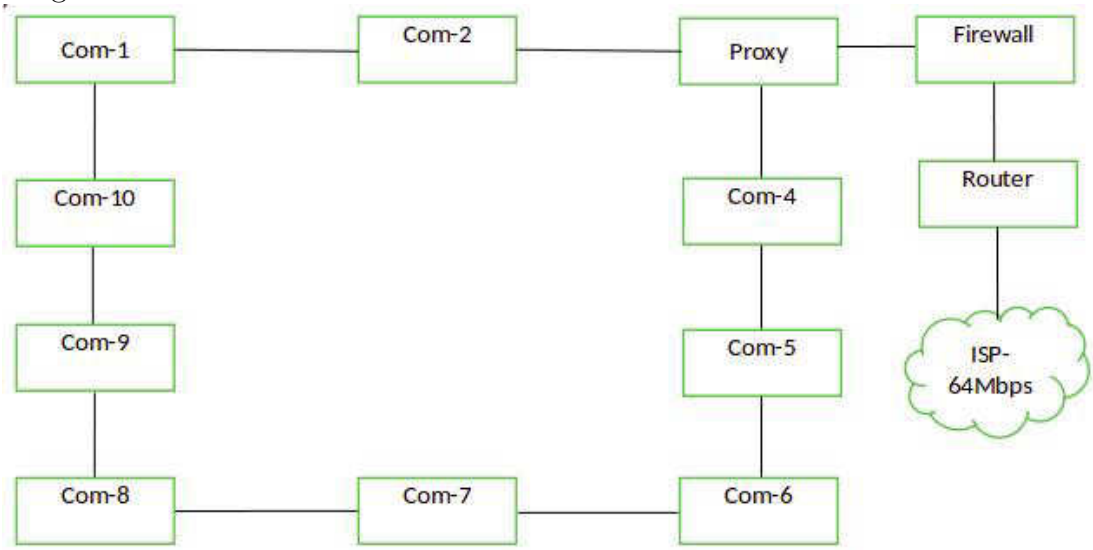

[if the student has chosen a mesh:]

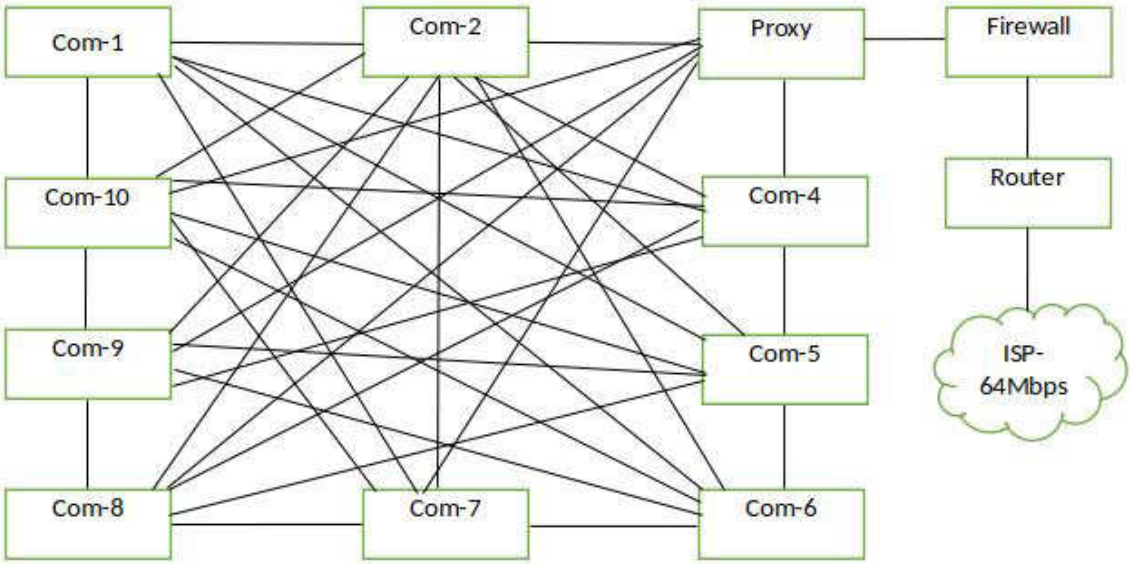

1 mark for each:

A: properly adding and labelling proxy (←-- topology chosen is either **ring** or **mesh**)

B: properly adding and labelling firewall

7. (a) (i) What is the ecommerce business type applicable in this scenario? **[1]**

`B2C / Business to Consumer / Business to Customer`

(ii) What is the revenue model used in this E-Commerce site? **[1]**

`online sales`

(iii) Do you recommend the same revenue model of (ii) for offering digital learning material? Justify. **[1]**

If **Yes**, then justification should relate the possibility of online sales as a revenue model for digital content.
If **No**,then justification should relate the challenges with online sales for the digital content (in that case, use subscription as a revenue model).

(iv) Suggest a strategy to increase the business revenue with the help of the proposed streaming channel. **[1]**

Advertisements as a revenue model or a suitable answer

(v) Write down a key challenge the bookshop has to face when implementing the digital content channel. **[1]**

Answer could be in the following themes with an explanation why it is important:

- `Cost-effectiveness: giving` *`free`* `access to this service`
- `Content quality: Recording/preparation and editing must meet standards; reducing bandwidth consumption of the viewers`
- `Copyright issues: Should avoid improper use of IP/Copyright material within content and through the channel offering`
- `Technical suitability: Should provide uninterrupted service (availability); compatibility with many devices/browsers (compatibility), service efficiency, security, etc.`

(vi) Name a suitable expansion solution to incorporate both related and unrelated products or services. **[1]**

`an E-Commerce market place / E-Marketplace / On-line marketplace`

(b) (i) Draw a simplified agent diagram and name important entities and interactions. **[6]**

Entities: user/buyer, Chat-bot Agent/Chat-bot, Search-Agent, Domain Agent, Sub-agent

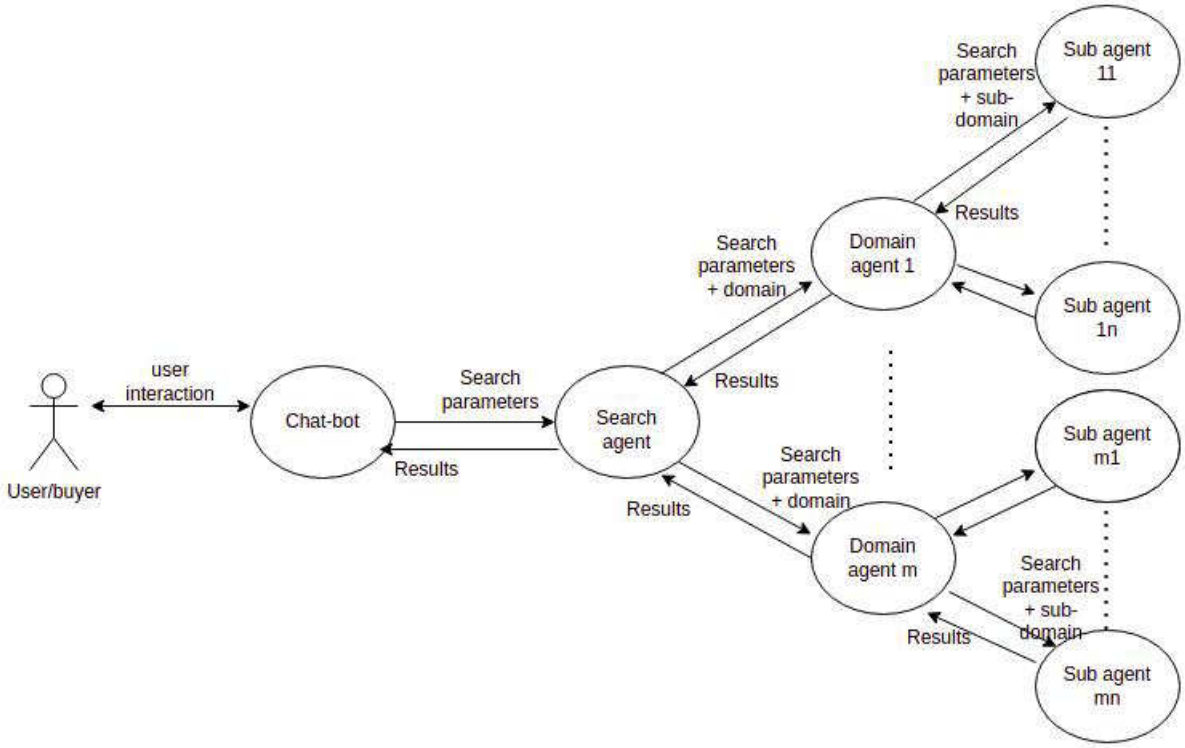

Marks allocated as follows:

A: **1 mark** for *User to ChatBot Agent interaction* (two-way arrow)

B: **1 mark** for *ChatBot Agent to Search agent interaction* (two-way arrow)

C: **1 mark** for *Search Agent to Domain Agent interactions* (two-way arrows)

D: **1 mark** for *Domain Agent to Sub-agent interaction* (two-way arrows)

E: **1 mark** for indicating *multiple* domain agents **and** *multiple* sub-agents

F: **1 mark** for describing all interactions correctly

NOTE:

★ If a student has included a *user interface*, ignore that additional information and mark as given in the scheme.

★ Describing **all** interactions along **only** one complete path from beginning to end is sufficient for F component above.

(ii) Write one major advantage of this multi-agent system. **[1]**

Any **one** from the following:

- Convenience to buyer: Buyer need not do the evalutation him/herself
- Increased speed of getting the result
- Buyer does not have to type lengthy description of his requirement as a Chat-bot helps
- Cost effeciveness for buyer as s/he need not physically visit multiple shops

(iii) Write one ICT related challenge when developing a sub-agent. **[2]**

Any **one** from the following:

- Information on different websites may be in different formats.
- Language processing may be required to extract information from sites.
- Information on different websites may be in different lanugages.
- Sub-agents should not take a long time to give the results.
- Two sub-agents should not search the same site through indirect access.

8. **(a)** Construct a flow-chart or pseudo-code to output the average age of students in L whose age is < k years. **[5]**

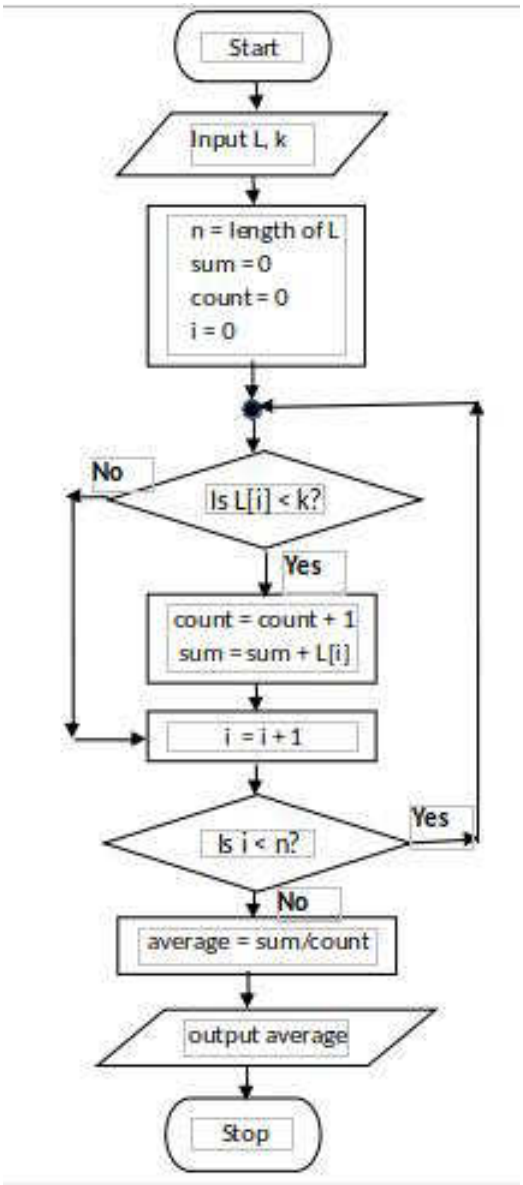

Using for-loop

```
input L, k
n = length of L
sum = 0
count = 0
for i = 0 to n
   if (L[i] < k)
      count = count + 1
      sum = sum + L[i]
   end-if
end-for
average = sum/count
output average
```

Alternative using while-loop

```
input L, k
n = length of L
sum = 0
count = 0
i = 0
while (i < n)
   if (L[i] < k)
      count = count + 1
      sum = sum + L[i]
   end-if
   i = i + 1
end-while
average = sum/count
output average
```

Marks allocated for either flowchart or pseudo-code as follows:

A: **1 mark** for getting inputs correctly

B: **1 mark** for correct $< n$ looping

C: **1 mark** for correct computation (←-- B)

D: **1 mark** for correct output action (←-- C)

E: **1 mark** for completeness (←-- D)

FLOWCHART: important arrows and correct symbols for start, stop, input/output, processes, conditions

PSEUDO-CODE: Begin-End, indentation

NOTE:

★ Acceptable synonyms: (Start, Begin), (Stop,End,Finish), (Input,Get,Read), (Output,Print,Show,Display) [ignore case]

★ n could also be a user input.

★ Loop index can go from 1 to n as well.

(b) (i) What would be the output if L1 = 2,4,7,9,3,5 and L2 = 1,3,8,9,6,5,7? **[2]**

`4` / `Output = 4` / or anything similar to indicate the output is 4.

(ii) What is the purpose of this algorithm? **[2]**

```
Output the number (count) of elements that are in
both lists L1 and L2
```

Marks allocated as follows:

1 mark for *the number (count) of elements that are in both lists L1 and L2*

1 mark for displaying the result

(iii) Develop a python program to implement the algorithm expressed by the flowchart. **[6]**

```
# Inputs: L1, L2 are non-empty lists of integers
#         Each of L1, L2 have unique elements (no duplicates)
# Output: number (count) of elements that are in both L1 and L2
#
inL1 = input("Enter the elements in L1: ")
L1 = [int(x) for x in inL1.split()]
inL2 = input("Enter the elements in L2: ")
L2 = [int(x) for x in inL2.split()]
count = 0
for i1 in L1:           // or for i1 in range(len(L1)):
    for i2 in L2:       // or for i2 in range(len(L2)):
        if i1 == i2:    // or if (L1[i1] == L2[i2]):
            count = count + 1
print(count)
```

Allocate marks as follows:

A: **1 mark** for getting inputs correctly

B: **1 mark** for correct outer loop

C: **1 mark** for correct inner loop (←-- *B*)

D: **1 mark** for correct if construct (←-- *C*)

E: **1 mark** for correct output printing (←-- *D*)

F: **1 mark** for correct indentation (←-- *E*)

9. (a) (i) Draw an ER diagram for the given description. **[7]**

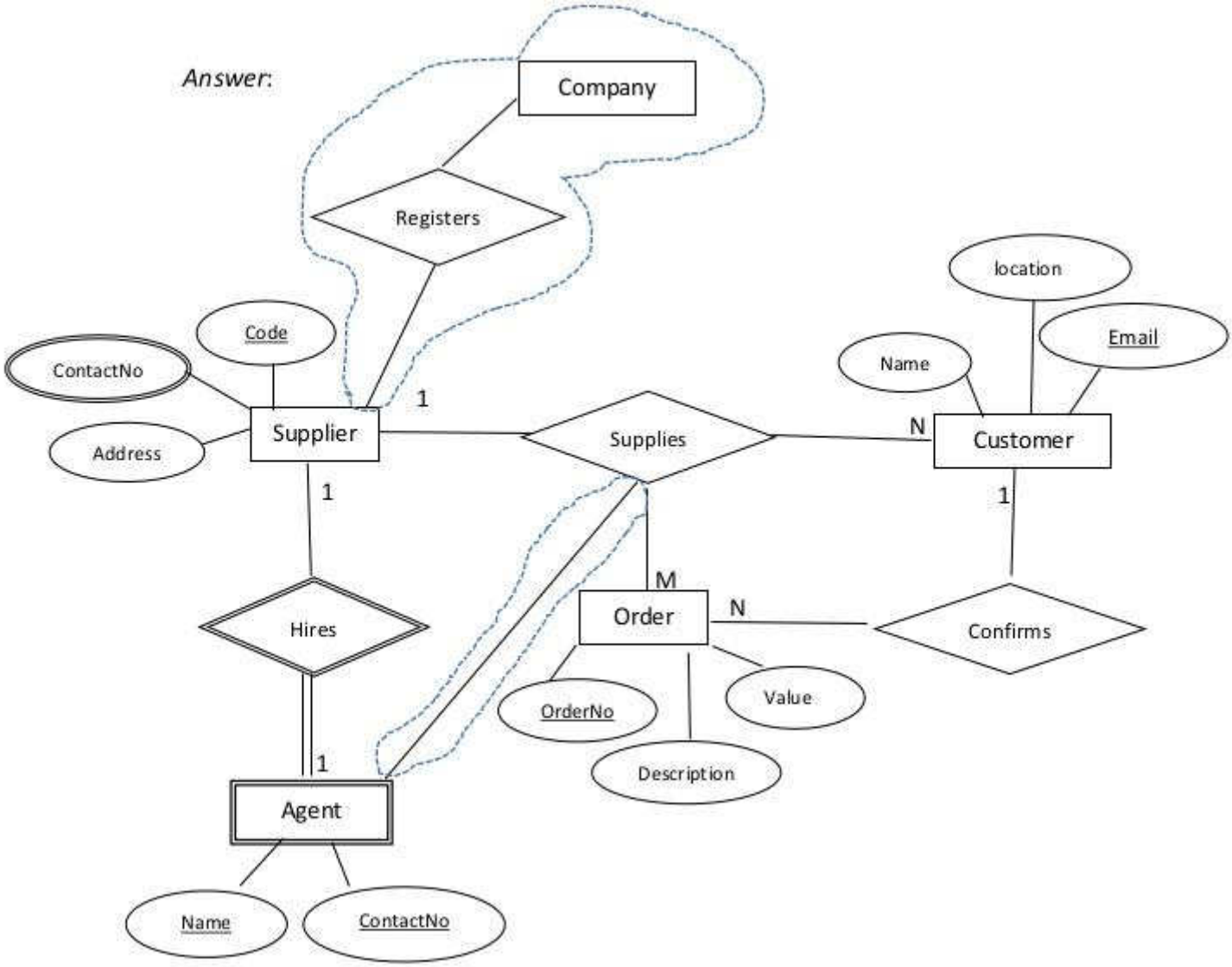

Marks allocated as follows:

A: **3 marks** for the strong entities (*Supplier, Customer, Order* with correct attributes and primary keys marked (←-- correct entity and attribute symbols)
NOTE: **1 mark** for each entity

B: **3 marks** for the relationships *(confirms, Supplies [Order and customer], Supplies [Supplier and customer])* with correct cardinality
NOTE: **1 mark** for each relationship

C: **1 mark** for *ContactNo* (multi-valued attribute)

NOTES:

★ Ignore case of letters.

★ Do NOT deduct marks if the student has drawn additional details which are shown within dotted enclosures.

▼ Deduct a maximum **1 mark** from the total earned mark if any other additional parts are drawn.

▼ If there is any spelling mistake (one or two letters) deduct **one mark** from the earned total. Naming entities in plural forms (e.g., suppliers) is also considered as spelling mistakes.

(ii) Add the *agent* to the ER diagram. **[4]**

Marks allocated as follows:

A: **1 mark** for [agent] being a weak entity
B: **1 mark** for attributes of agent
C: **1 mark** for *weak* relationship (total participation not necessary)
D: **1 mark** for correct cardinality

(b) (i) Write an SQL statement to change the mobile number of EP003 agent to 0772222222. **[1]**

```
UPDATE Contracts SET AMobile = '0772222222' WHERE
ACode = 'EP003';
```

NOTES:

▼ Exact case is required for those that are underlined. Ignore case for the rest.
★ Ignore quotes in '0772222222'.
★ Ignore semicolon.

(ii) In which normal form does the **Contracts** table exist? **[1]**

2NF / second normal form

(iii) Convert the **Contracts** table to the next normal form.
(It is not required to write the data in the derived relations.) **[2]**

1 mark for each:
A: Contracts(CNo, ACode, Client)
B: Agent(ACode, AName, AMobile)

NOTES:

★ Ignore case.
★ Other meaningful names for "Contracts" and "Agent" relations also acceptable.
▼ The primary keys should be marked as shown.

10. (a) (i) Explain one way in which bar code technology can be beneficial to a library management system. **[2]**

Marks allocated as follows:

A: **1 mark** for fixing a bar code to each book

B: **1 mark** for explaining the benefit

(ii) Explain one way in which multiple processors in computers can be beneficial. **[2]**

Any **one** from the following:

- `When there are multiple processes that the user has started on the computers, they can run on the different processors simultaneously to finish everything quicker.`
- `Can be used for` ***`parallel computing`***`; complicated tasks can be split to parts and the parts can be programmed to run on the different processors to finish everything quicker.`

The above total mark is to be decided as follows:
Give the full **2 marks** if the answer is complete. Else, give **1 mark**.

(iii) Explain what is meant by *volatile memory* and select an example from the list. **[2]**

Marks allocated as follows:

A: **1 mark** for explaining *volatile memory*: `computer storage that only maintains its data while the device is powered`

B: **1 mark** for any **one** from (Dynamic RAM (DRAM), L1 cache, Registers)

(b) (i) How all applications "execute simultaneously" on a single processor computer? **[3]**

Marks allocated as follows:

A: **2 marks** - explaining the concept of multiprogramming / time sharing

B: **1 mark** - switching between processes happens fast

(ii) How can the programs whose sizes are larger than physical memory could be run on a computer? **[4]**

The marks allocated as follows:

A: **1 mark** for `Entire program is not brought to physical memory at once`

B: **1 mark** for `Program stored in virtual memory / hard disk`

C: **1 mark** for `Program divided into ``pages''`

D: **1 mark** for `Pages are brought into physical memory when needed` (`←--` C)

(iii) Why each file needs slightly more space in *linked allocation*? **[2]**

Marks allocated as follows:

A: **1 mark** for `Each block contains a pointer to the next block.`

B: **1 mark** for `That block takes some space.` (`←--` A)